


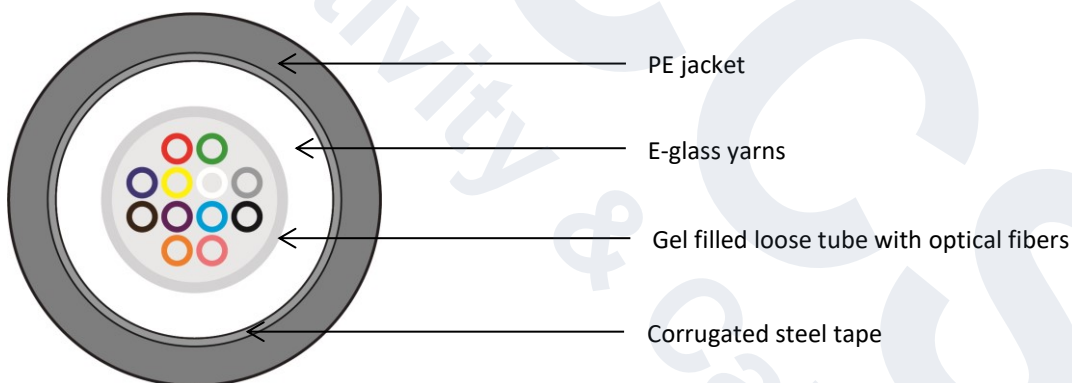
Cable type	A-DQ(ZN)(SR)2Y
Description	Central loose tube cable to be pre-terminated, 4-24 OF, metallic armour, PE jacket



*the color of the jacket in the picture is indicative

Cable type A-DQ(ZN)(SR)2Y to be pre-terminated

4 to 24 cores central loose tube optical cable to be pre-terminated, type A-DQ(ZN)(SR)2Y for external use, resistant longitudinally and transversally to the penetration of water, metallic armour with a corrugated steel tape that gives protection against the action of rodents and mechanical stresses, external jacket in PE (polyethylene). The optical fibres, with primary coating of 250µm, are contained inside a single thermoplastic tube filled with a water-blocking gel to prevent moisture penetration.



Constructive characteristics

Tube	Gel-filled Loose tube
Filler protection	E-glass yarn
Optical fiber type	Single-mode 9/125; multimode 50/125; multimode 62,5/125
Outer jacket material	PE (polyethylene)
Armour	Corrugated steel tape
Cable outer diameter	8,5 mm
Nominal weight	75-80 Kg/Km

Mechanical and environmental properties

Use	Outdoor
Bend. radius (installation)	15 x outer diameter
Bend. radius (long term)	10 x outer diameter
Max. pull strength	1000 N (100 kg max.)
Crush resistance	2000 N/dm
Installation temperature	from -40°C to +70°C
Operating temperature	from -40°C to +70°C

Cable type	A-DQ(ZN)(SR)2Y
Description	Central loose tube cable to be pre-terminated, 4-24 OF, metallic armour, PE jacket

Reference standards

Cables and optical fibers	EN 60793 EN 60794-1
Structured cabling	EN 50173-1 ISO/IEC 11801 ANSI/TIA 568.3-D

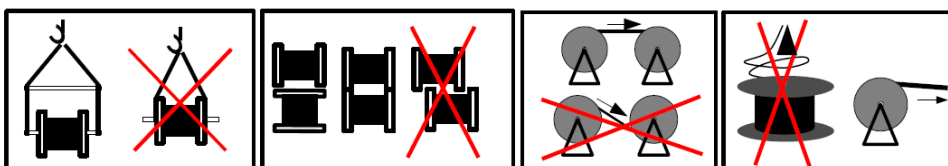
Outer jacket color

9/125 OS2	Yellow
50/125 OM2	Gray
50/125 OM3	Aqua
62,5/125 OM1	Orange

Reference codes

Cores number	9/125 OS2	50/125 OM2	50/125 OM3	62,5/125 OM1
1x6 cores	2008341	2008350	-	2008360
1x12 cores	2008340	2008351	2008351OM3	2008361
1x24 cores	2008342	2008352	-	-

Recommendations of use



Cable type	A-DQ(ZN)(SR)2Y
Description	Central loose tube cable to be pre-terminated, 4-24 OF, metallic armour, PE jacket

MULTIMODE OPTICAL FIBER SPECIFICATIONS

Optical fiber type	50/125 OM2	50/125 OM3	50/125 OM4	62,5/125 OM1
Core diameter	50 ± 2,5 µm	50 ± 2,5 µm	50 ± 2,5 µm	62,550 ± 2,5 µm
Cladding diameter	125 ± 1 µm	125 ± 1 µm	125 ± 1 µm	125 ± 1 µm
Primary coating diameter	242 ± 5 µm	242 ± 5 µm	242 ± 5 µm	242 ± 5 µm
Cladding Non-Circularity	≤ 0,7%	≤ 0,7%	≤ 0,7%	≤ 0,7%
Core Non-Circularity	≤ 5%	≤ 5%	≤ 5%	≤ 5%
Concentricity error core/cladding	≤ 1 µm	≤ 1 µm	≤ 1 µm	≤ 1 µm
Concentricity error cladding/coating	≤ 10 µm	≤ 10 µm	≤ 10 µm	≤ 10 µm
Atten. typical/max λ=850 nm	2,0 – 3,5 dB/Km	2,0 – 3,5 dB/Km	2,0 – 3,5 dB/Km	2,6 – 3,5 dB/Km
Atten. typical/max λ=1300 nm	0,5 – 1,5 dB/Km	0,5 – 1,5 dB/Km	0,5 – 1,5 dB/Km	0,5 – 1,5 dB/Km
Bandwidth λ=850 nm	500 MHz·Km	1500 MHz·Km	3500 MHz·Km	220 MHz·Km
Bandwidth λ=1300 nm	500 MHz·Km	500 MHz·Km	500 MHz·Km	500 MHz·Km
Group Index @ 850 nm	1,482	1,482	1,482	1,496
Group Index @ 1300 nm	1,477	1,477	1,477	1,491
Numerical aperture	0,200 ± 0,015	0,200 ± 0,015	0,200 ± 0,015	0,275 ± 0,015

SINGLE-MODE OPTICAL FIBER SPECIFICATIONS

Optical fiber type	9/125 OS2 (ITU G.652D)
Core diameter	9,0 ± 0,4 µm @1310 nm 10,1 ± 0,5 µm @ 1550 nm
Cladding diameter	125 ± 0,7 µm
Primary coating diameter	242 ± 7 µm
Cladding Non-Circularity	≤ 0,7%
Concentricity error core/cladding	≤ 0,5 µm
Concentricity error cladding/coating	≤ 12 µm
Attenuation typical/max λ=1310 nm	0,31 – 0,35 dB/Km
Attenuation typical/max λ=1550 nm	0,20 – 0,24 dB/Km
Attenuation typical/max λ=1625 nm	0,21 – 0,26 dB/Km
Group Index @ 1310 nm	1,4676
Group Index @ 1550 nm	1,4682
Chromatic @ 1550 nm	≤ 18 ps/(nm·Km)
Chromatic @ 1625 nm	≤ 22 ps/(nm·Km)
Cable cut-off wavelength	λ _{cc} ≤ 1260 nm
Zero-dispersion wavelength λ ₀	1304-1324 nm
PMD	≤ 0,1 ps/√Km

Optical fibers are fully compliant with IEC/EN 60793-1, IEC/EN 60793-2, EN 50173 and ISO/IEC 11801

NOTE

What is specified in the data sheet describes the general characteristics of the supplied cables to be pre-terminated in laboratory. These cables are not branded CCS by Qubix but come from primary manufacturers. Therefore in some cases the characteristics of the product may partially differ from those reported in this document. The declaration of performance inherent to the CPR regulation can be downloaded directly from the manufacturer's website through the data indicated on the CPR label that accompanies the product itself.