


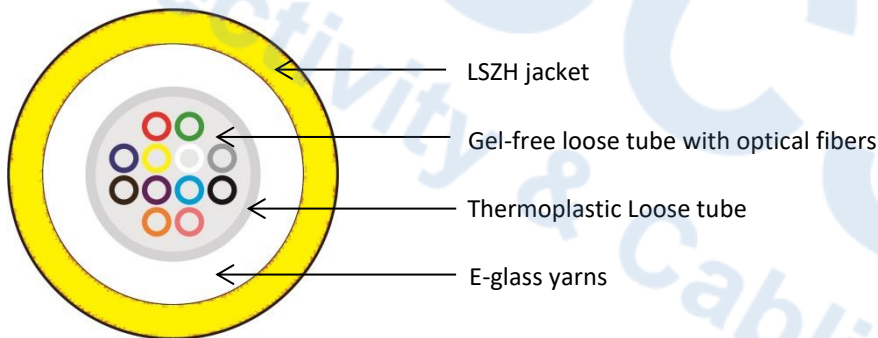
Cable type	<b>I-B(ZN)BH</b>
Description	<b>Central loose tube cable to be pre-terminated, 6-24 OF, dielectric armour, LSZH jacket, B2ca</b>



\*the color of the jacket in the picture is indicative

### Cable type I-B(ZN)BH to be pre-terminated

6 to 24 cores central Loose tube optical cable to be pre-terminated, type I-B(ZN)BH for indoor use, dielectric protection against the action of rodents, external jacket in LSZH (Low Smoke Zero Halogen), Euroclass B2ca s1a,d0,a1. The optical fibres, with 250µm primary coating, are contained inside a single dry-core thermoplastic tube without buffering gel.



### Constructive characteristics

Tube	Gel-free Loose tube
Filler protection	E-glass yarns
Optical fiber type	Single-mode 9/125; multimode 50/125 OM3, OM4, OM5
Outer jacket material	LSZH (Low Smoke Zero Halogen)
Armour	Dielectric
Cable outer diameter	From 6,5 to 7 mm
Nominal weight	From 46 to 51 Kg/Km

### Mechanical and environmental properties

Use	Indoor
Bend. radius (installation)	20 x outside diameter
Bend. radius (long term)	15 x outside diameter
Max. pull strength	1500 N (150 kg max.)
Crush resistance	1500 N/dm
Installation temperature	from -5°C to +50°C
Operating temperature	from -25°C to +60°C

Cable type	<b>I-B(ZN)BH</b>
Description	<b>Central loose tube cable to be pre-terminated, 6-24 OF, dielectric armour, LSZH jacket, B2ca</b>

**Reference standards**

Cables and optical fibers	EN 60793 EN 60794-1
Structured cabling	EN 50173-1 ISO/IEC 11801 ANSI/TIA 568.3-D

**Fire behavior**

CRP regulation	EN 50575 Euroclass B2ca s1a,d0,a1
Fire reaction	IEC 60332-1-2; IEC 60332-3-24; EN 50399
Smoke density	IEC 61034
Acid gas emission	IEC 60754-2


**Outer jacket color**

9/125 OS2	Yellow
50/125 OM3	Aqua
50/125 OM4	Erika Violet
20/125 OM5	Lime

**Reference codes**

Cores number	9/125 OS2	50/125 OM3	50/125 OM4	50/125 OM5
1x6 fibre	2008370	2008373OM3	2008373OM4	-
1x12 fibre	2008371	2008374OM3	2008374OM4	-
1x24 fibre	2008372	2008375OM3	2008375OM4	2008375OM5

**Recommendations of use**



Cable type	<b>I-B(ZN)BH</b>
Description	<b>Central loose tube cable to be pre-terminated, 6-24 OF, dielectric armour, LSZH jacket, B2ca</b>

## MULTIMODE OPTICAL FIBER SPECIFICATIONS

Optical fiber type	50/125 OM2	50/125 OM3/OM4	50/125 OM5	62,5/125 OM1
Core diameter	50 ± 2,5 µm	50 ± 2,5 µm	50 ± 2,5 µm	62,550 ± 2,5 µm
Cladding diameter	125 ± 1 µm	125 ± 1 µm	125 ± 1 µm	125 ± 1 µm
Primary coating diameter	242 ± 5 µm	242 ± 5 µm	242 ± 5 µm	242 ± 5 µm
Cladding Non-Circularity	≤ 0,7%	≤ 0,7%	≤ 0,7%	≤ 0,7%
Core Non-Circularity	≤ 5%	≤ 5%	≤ 5%	≤ 5%
Concentricity error core/cladding	≤ 1 µm	≤ 1 µm	≤ 1 µm	≤ 1 µm
Concentricity error cladding/coating	≤ 10 µm	≤ 10 µm	≤ 10 µm	≤ 10 µm
Atten. typical/max λ=850 nm	2,0 – 3,5 dB/Km	2,0 – 3,5 dB/Km	2,0 – 3,0 dB/Km	2,6 – 3,5 dB/Km
Atten. typical/max λ=1300 nm	0,5 – 1,5 dB/Km	0,5 – 1,5 dB/Km	0,5 – 1,5 dB/Km	0,5 – 1,5 dB/Km
Atten. max λ=953 nm	-	-	2,3 dB/Km	-
Bandwidth λ=850 nm	500 MHz·Km	1500 MHz·Km OM3 3500 MHz·Km OM4	4700 MHz·Km	220 MHz·Km
Bandwidth λ=1300 nm	500 MHz·Km	500 MHz·Km	500 MHz·Km	500 MHz·Km
Bandwidth λ=953 nm	-	-	1850 MHz·Km	-
Group Index @ 850 nm	1,482	1,482	1,482	1,496
Group Index @ 1300 nm	1,477	1,477	1,477	1,491
Numerical aperture	0,200 ± 0,015	0,200 ± 0,015	0,200 ± 0,015	0,275 ± 0,015

## SINGLE-MODE OPTICAL FIBER SPECIFICATIONS

Optical fiber type	9/125 OS2 (ITU G.652D)
Core diameter	9,0 ± 0,4 µm @ 1310 nm 10,1 ± 0,5 µm @ 1550 nm
Cladding diameter	125 ± 0,7 µm
Primary coating diameter	242 ± 7 µm
Cladding Non-Circularity	≤ 0,7%
Concentricity error core/cladding	≤ 0,5 µm
Concentricity error cladding/coating	≤ 12 µm
Attenuation typical/max λ=1310 nm	0,31 – 0,35 dB/Km
Attenuation typical/max λ=1550 nm	0,20 – 0,24 dB/Km
Attenuation typical/max λ=1625 nm	0,21 – 0,26 dB/Km
Group Index @ 1310 nm	1,4676
Group Index @ 1550 nm	1,4682
Chromatic @ 1550 nm	≤ 18 ps/(nm·Km)
Chromatic @ 1625 nm	≤ 22 ps/(nm·Km)
Cable cut-off wavelength	λ <sub>cc</sub> ≤ 1260 nm
Zero-dispersion wavelength λ <sub>0</sub>	1304-1324 nm
PMD	≤ 0,1 ps/√Km

**Optical fibers are fully compliant with IEC/EN 60793-1, IEC/EN 60793-2, EN 50173 and ISO/IEC 11801**

### NOTE

What is specified in the data sheet describes the general characteristics of the supplied cables to be pre-terminated in laboratory. These cables are not branded CCS by Qubix but come from primary manufacturers. Therefore in some cases the characteristics of the product may partially differ from those reported in this document. The declaration of performance inherent to the CPR regulation can be downloaded directly from the manufacturer's website through the data indicated on the CPR label that accompanies the product itself.